


AURORA ST. LUKES FAMILY MEDICINE Intern Guide



We help people live well.

TABLE OF CONTENTS

Introduction / Welcome	2
Contact List	3-4
AMTS / FMTS	5-6
OB	7-8
Newborn/NICU	9
Peds	10
Surgery	11
ER	12
Cardiology	13
Step 3 / Licensing	14
Clinic	15
EPIC Smart Phrases	16
Fun Stuff	17



INTRODUCTION

WELCOME to St. Luke's Family Medicine! Your fellow residents and faculty are always here to answer your questions and help in any way possible. This guide was created as a condensed resource and quick reference. More detailed information is available on E-Value and should be read prior to each rotation.

You can access E-Value, Amion, the Intern Guide, the pager list and other resources on the SLFP website (www.slfp.net).

One of the major advantages to our residency program, is the additional training we receive in Integrative Medicine. As you progress through your rotations, be sure to complete the accompanying IMR modules (<http://integrativemedicine.arizona.edu/index.html>).

Additionally, you will be required to facilitate an Ambulatory Report lecture during a non-call month. The Junior Chiefs will notify you of your lecture date and you will need to coordinate your topic with Dr. Eull at least 2-3 weeks prior.

Lastly, the mobile applications and electronic references listed in each section are not meant to be exhaustive and do not replace the suggested references that are included in each rotation's curriculum (found on E-Value)

WHO TO CALL FOR WHAT

Below is a brief list of who to call for what...

Ashley Burnett: St. Lukes 649-7701
Sinai 219-6276

Ana Acevedo: St. Lukes 649-7909
Sinai 219-5604

- Reimbursement with CME dollars
- AOA and AAFP memberships
- AAFP publications
- Vacation and conference requests
- Licensing questions
- In-training exams

Stephanie Mehl Pager 222-6283

Vanessa Abejuela Pager 222-6292

- Scheduling questions
- Calling in sick
- Vacation questions (purple forms should be submitted to Ana/Ashley)

Siatta Dunbar Pager 222-8031

Anne Getzin Pager 222-2664

- Wednesday FM Lectures series
- Resident Wellness
- Professional Development Sessions
- Required residency lectures (NICU, Sports Med, Ambulatory Report)
- Recruitment

WHO TO CALL FOR WHAT

Katie Bunce Pager 222-6282

- DO conferences
- DO Proficiency Log

Dr. Dennis Baumgardner

- Residency research requirement

Should you need to find pager numbers for faculty and residents please refer to the SLFP website (www.slfp.net). If you have a question that is not addressed here, please feel free to contact the Chiefs or Junior Chiefs.

A/FMSTS

Be sure to read the rotation documents and survival guide on E-Value prior to starting your AMTS and FMSTS rotations.

Templates have been provided for H&P's and Progress Notes with a current listing of smart phrases on the last page of this guide. With all admissions, please be sure to notify the PCP of their patient's admission and copy them on the discharge summary. For residents, the expectation is that you will see your patient during their admission and document a note in their hospital chart.

Scheduling appointments:

FPC: Send an email in EPIC to FPC Triage Pool

FCC: Send an email in EPIC to FCC CSR Pool

Mobile App / Electronic resources:

Epocrates

Johns Hopkins Abx Guide

AAFP Mobile & AAFP by Topic

GOLD Pocket Guide (goldcopd.org)


Dragon Medical

Merck Medicus

STATATPIII

Medscape

VisualDx



PREFERRED TEACHERS

Please note, for patients that do not have an established Cardiologist, please use the consult service and the corresponding attending. This list will be provided at the beginning of your AMTS month.

Cardiology	Dr. Port
Gen Surgery	Dr. Satchie (doesn't do vascular), Dr. Rosner, Dr. Martinez
GI	Dr. Schmalz, Dr. Loo
Hem/Onc	Dr. Jella
ID	Dr. Meidl, Dr. Aguilar, Dr. Christianson
Intensivist	Dr. Mathai
Nephrology	Dr. Ahuja, Dr. Uy
Neurology	Dr. Saxena
Neurosurgery	Dr. White, Dr. Pannu
Ophthalmology	Dr. Hirsch, Dr. Yang, Dr. Brugganmen (Eye Associates)
Ortho	Dr. Buebendorf (hands/upper extremities), Dr. Webber
Pain Mgmt	Dr. Lawal
Palliative Care	Dr. Rommelfanger
Psychiatry	Call Aurora Psych Intake at 649-7932 (Dr. Ray and Dr. Spiro cover the service)
Wound care	Dr. Nezgoda, Dr. Simenonick

Ask your senior about the full list that is posted in the 5th floor conference room.

OB

Be sure to read the OB Curriculum document and Survival Guide on E-Value. Check with OB staff for appropriate EPIC templates for progress, magnesium sulfate and procedure notes. Please refer to the last page of this guide for a current list of EPIC smart phrases.

Also be sure to log your procedures (NSVD, NST, FSE, IUFC, Amniotomy, Cervical ripening, Pitocin augmentation, etc). Your OB month is your chance to get more experience with circumcisions, if you're interested. Note that you will round on newborn babies if you have a weekend morning shift, so be sure to read the Newborn Curriculum document as well.

When you are notified of a new baby or for all FM moms and babies, please add them to the shared SLFP Rounding list in EPIC.

Triaging:

GsPs, GA, SVE, presentation, ruptured?, GBS status, Med hx (asthma, htn, etc), HIV (viral load), Hep status

Scheduling appointments (OB or Newborn):

St Lukes: Send an email in EPIC to FPC Triage Pool

Sinai: Send an email in EPIC to FCC CSR Pool

Mobile App / Electronic and print resources:

PregWheel

ACOG Practice Bulletins (Lee Dresang will send by email)

MedCalc.com (pregnancy dates/wheel)

What to Expect The First Year (good resource for those that aren't parents)

OB**Apps/Reources Cont'd**

BiliCalc

ALSO Manual

GBS Guide

Lactmed

Hot Topics on OB:

Normal labor

Stages of labor

CHTN vs GHTN

Pre-eclampsia

Eclampsia

Pre-term labor

PPROM

Chorioamnionitis

Endometritis

GBS

Postpartum pain

GDM

Postpartum birth control

Circumcision consent forms

**Zone Phones & Extensions**

OB Attending 4311

OB Senior 4314

OB Junior 4315

FM Resident 4316

Anesthesiologist 4312

CRNA 4313

Neonatologist 7707

NICU 5510

Post Partum 5727

NEWBORN / NICU

Be sure to read the NICU Curriculum document on E-Value and be sure to log your procedures (circumcision, umbilical lines). Also, please refer to the last page of this guide for a current list of EPIC smart phrases.

You will be required to give a lecture during your NICU month and please refer to the curriculum for topic suggestions. The Junior Chiefs will notify you of your lecture date and time.

Be sure to call the overnight OB FM resident to get the baby cards in the morning. You should sign-out the babies and return the cards to the OB FM resident on for the day, prior to leaving. Also be sure to add all FM babies to the shared SLFP Rounding list in EPIC.

Note that you will round on newborn babies in the morning and then proceed to the NICU.

Hot Topics on Newborn/NICU:

Hyperbilirubinemia / Jaundice
 Appropriate Feeding
 Circumcision consent forms
 Newborn Rashes
 GBS
 Sepsis
 Opiate withdrawal / NAS
 TTN
 Visual Dx



PEDS WARD

All curriculum documents / information will come from Children's Hospital of Wisconsin (CHOW). You will get a one-day tour during July at which time you will be given a binder of hot topics.

Please be sure to read this binder prior to your Peds month. Additionally, prior to your month you will be sent access to electronic training modules and specific rotation information.

.....



SURGERY

Be sure to read the Surgery Curriculum document on E-Value. Also be sure to log your procedures (I&D, biopsy, suturing, surgical 1st assist).

You will be assigned to a preceptor and notified by email 1-2 months prior with their contact information. Take the opportunity to gain experience, both inpatient and in the OR. During your surgery month, since it is a non-call month, you will also spend a lot of time in clinic.

Mobile App / Electronic Resources:

Epocrates
Johns Hopkins Abx Guide
Radiology 2.0



ER

Be sure to read the ER Curriculum document on E-Value. Also be sure to log your procedures (I&D, biopsy, laceration repair, pelvic exam, slit lamp, EKG interpretation, suture removal).

Your schedule will be coordinated through Ana or Ashley. You will be notified of your ER schedule/shifts 2 months in advance. You have the option of having more shifts at Lukes or South Shore, so express that interest.

Mobile App / Electronic Resources:

ECG Pocket Brain (available on iBooks, Nook, Kindle)
Plastic card on EKG interpretation
ECG guide
Radiology 2.0



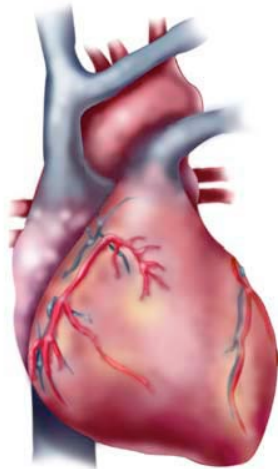
CARDIOLOGY

Be sure to read the Cardiology Curriculum document on E-Value. Also be sure to log your procedures (EKG interpretation, cardiac stress testing).

You will be assigned to a cardiology fellow and notified by email 2 months prior with their contact information. During your cardiology month, since it is a non-call month, you will also spend a lot of time in clinic.

Mobile App / Electronic Resources:


ECG Pocket Brain (available on iBooks, Nook, Kindle)
 Plastic card on EKG interpretation
 ECG guide
 Radiology 2.0



STEP 3 / LICENSING

During your intern year a meeting with Ana and Ann Tylenda will be scheduled to familiarize you with the licensing process. In addition, you will need to schedule your Step 3 exam, anytime other than a call month. Resources / tips from fellow residents are as follows:

Monthly board review lectures with Dr. Wallace
 American Family Physician magazine
 USMLE World qbank (which also has a iPad/iPhone app)
 FP Essentials
 ABFM Exam Prep (iPhone app)
 NBME Practice Exams
 ABFM In-Training Exams



CLINIC

Each resident will have a minimum of 1 day/week in clinic on call months. The majority of your clinic time will be provided during your non-call months. Please be sure to read the clinic schedules that are distributed (usually 2 months in advance) to insure there are no errors/scheduling conflicts. Once the clinic schedule is entered into EPIC it is final. Any changes will need to be directed to the Chiefs and will require approval by the Program Director.

Feel free to ask your fellow residents for tips, suggestions, etc as you get settled into clinic.

Also, don't forget to log your procedures! DO's be sure to log all your manipulations.

Mobile App / Electronic Resources:

AHRQ ePSS
 Immunizations
 Asthma
 STATATPIII
 AFPByTopic
 Medscape
 MerckMedicus
 Dirty Dozen
 Epocrates
 Johns Hopkins Abx guide
 Jiff Pad
 DrawMD
 OMM Guide
 DO OMT
 VisualDx

EPIC SMART PHRASES**A/FMTS**

Please ask your senior for the preferred smart phrases for H&P's and Daily Progress Notes

OB

History and Physical	.ASDTLDHP
Discharge	.ASDTDCSUM
Post Partum Progress Note	.ASDTPPNOTE
Labor Progress Note <i>(short version)</i>	.ASDTLABORPROG
Labor Progress Note <i>(long version)</i>	.ASDTLDDAILYPROGRESS
Magnesium Sulfate Note	.ASDTMAGCHECK
D/C Instructions s/p NSVD	.ASDTDCINSTSVD
Infant Exam	.ASDTBABYEXAM
<i>(to be added at the end of your delivery summary)</i>	

Newborn

History & Physical	.SLFMNEWBORNINITIAL
Progress Note	.SLFMNEWBORNPROG
Discharge	.SLFMNBDISCHARGE
Circumcision	.SLFMCIRCUMCISION
<i>(please create as a procedure note)</i>	
OB Triage Evaluation	.SLFMOBTEVALUATION
<i>(use when FM patients are seen and discharged from OBT. Please also send an EPIC message to the Resident/PCP)</i>	

Newly created smart phrases will be shared and begin with .ASDT or .SLFM.

FUN STUFF

Restaurant Suggestions:

Mexican - La Perla, Fajitas Grill, Botanas, Bel Air Cantina, Cafe Corazon

Tapas - La Merenda

Fine Dining - Meritage, Braise, Tess, Pastiche, Bacchus

French - Le Reve, Che Jacques

Seafood - Maxres, Mitchell's (Brookefield Mall)

Comfort Food - Beans & Barley, Comet Cafe, John's Sandwich Shop, Maxies Southern Comfort

Burgers - Sobelman, Hamburger Mary's

Italian - Bartolotta's, Pasta True

Indian - Majharaja

Middle Eastern - Casablanca

Brunch: Blues Egg, Cafe Hollander

Pizza: Rustico, Neds

Others - Alterra, Anaba Tea Room

Get out and enjoy Summerfest and Jazz in the Park!



Work hard and enjoy the process

Lean on your friends and fellow residents when times get rough

Find and make time to unwind and relax

Let us know if you have any questions!

Stephanie & Vanessa (Chiefs)

Siatta & Anne (Junior Chiefs)

Katie (DO Chief)